

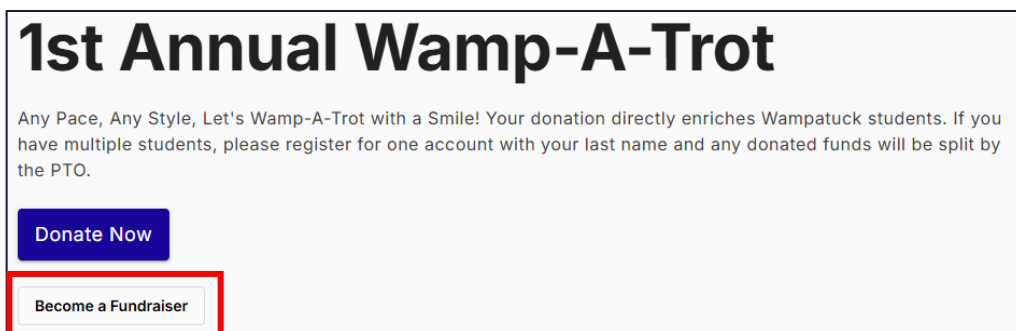
# Wamp-A-Trot Fundraiser Instructions:

Each family must sign up to participate— it's quick & simple (< 60 seconds) and only one sign up per family

1. Go to: [onecau.se/wampatrot](https://onecau.se/wampatrot)  
or Scan the QR Code:




2. Click on **Become a Fundraiser**



3. Enter an **email or phone number** and when prompted enter the verification code
4. In the pop-up box, enter the following information:

- **Name** of fundraising page  
(e.g. child name or family name for multiple children)
- Add a **personal fundraising message**
- Add a **fundraising goal**  
(suggested \$100 per student)
- Option to add a **photo**
- Click **Create My Page**

### Create Fundraising Page



Name\*  
Cara Hills

Select Image


Personal Message

0/500

\$ Goal

Cancel Create My Page

onecause®

**Wampatuck PTO**  
Sign in below to continue to our site.

### Sign In

Phone\*  
7817330338


Let's verify your phone. You were sent a code by SMS.

Resend code

By providing your phone number, you agree to receive account verification messages from OneCause. Message frequency transactional. Message and data rates may apply. Reply HELP for help, STOP to cancel. [SMS terms & conditions.](#)

Next

or enter with

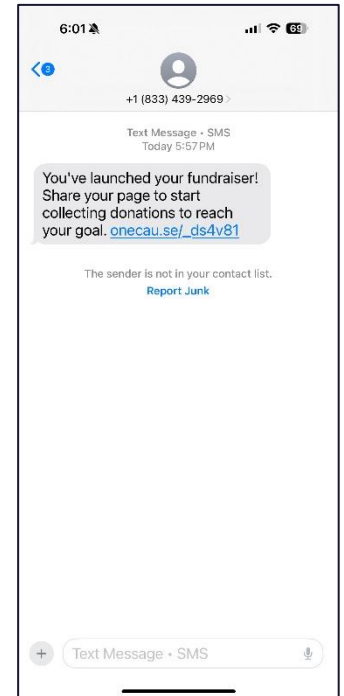
 Sign in with Google

Copyright All Rights Reserved © 2025  
[Privacy & Security Policy.](#)

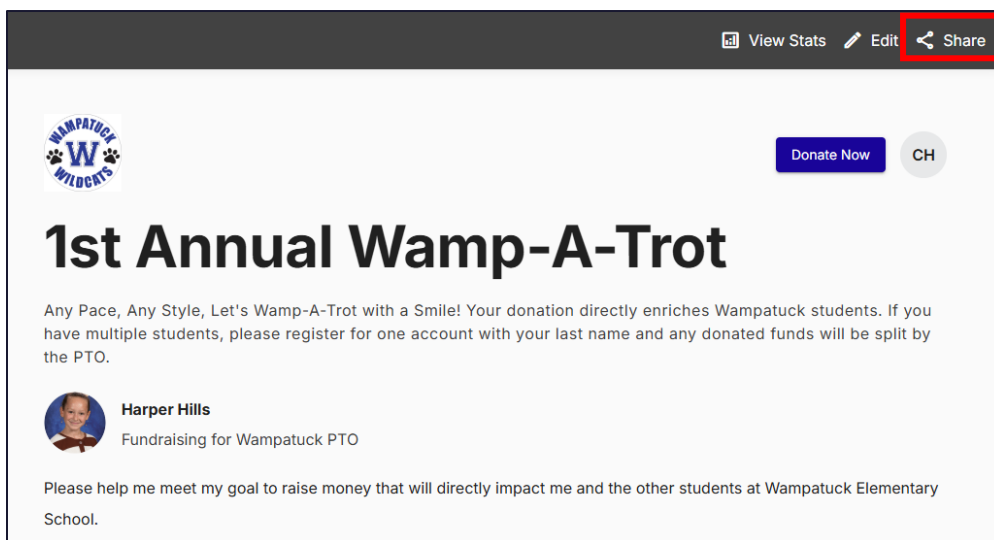
## Wamp-A-Trot Fundraiser Instructions:

*Each family must sign up to participate— it's quick & simple (< 60 seconds) and only one sign up per family*

5. If you entered a phone number to start you will receive a text message confirmation that your page has been set up. If you entered an email address to start you will receive an email confirmation that your page has been set up.



6. You can click on **Share** on the top right side of the page



7. You will then get a link to easily share across all your platforms

